


**BROADWAY
MEDIA**

MUSIC THEATRE
INTERNATIONAL

SCENIC PROJECTIONS

INCREDIBLE SCENERY THAT STICKS TO THE SCRIPT.



SCENIC PROJECTIONS

Music Theatre International's official resource for script-accurate digital scenery packages

With learning curve-free software, affordable packages and guaranteed script accuracy, it's easy to see why theatremakers are choosing Broadway Media's Scenic Projections.

KEY FEATURES



STICKS TO THE SCRIPT

We're the only company whose packages include **all the scenes and settings** from the official script, guaranteed.



LICENSOR APPROVED

Our partnership with **Music Theatre International** makes us the most trusted resource for digital scenery worldwide.



SIMPLE. BEAUTIFUL.

It's the perfect marriage of form and function: beautiful imagery combined with an intuitive software that's designed to "just work".



APP INCLUDED

Every non-professional license come with our intuitive playback software, Stage Player, with rehearsal and live edit and play tools.



SAVES YOU MONEY


Proven to cost less than the average cost of raw materials for a built set, so you can invest your budget where it matters.



PROFESSIONAL LICENSE

For organizations with advanced projection capabilities, we provide layered scenic elements, videos, textures and more.





SCENIC PROJECTIONS

What do you get?

Our digital scenery resources combine easy-to-use projection software with beautiful artistry from award-winning designers.



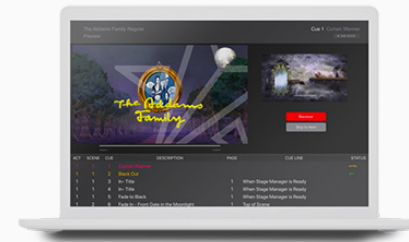
PRE-PRODUCTION MATERIALS

Download and begin working with watermarked materials available in advance of your performance dates to provide ample time for coordination and rehearsal.



CINEMATIC MOVEMENT

Special effects like changes in light, weather, ambiance and amazing scene changes make for an engaging, interactive production that requires no blackouts!



INTUITIVE SOFTWARE


StagePlayer, an intuitive, cross-platform Mac, PC and iPad app, that includes easy edit and customization tools, play/pause, live edit and immediate blackout.



TOOLS FOR SUCCESS

Take advantage of script-accurate cue sheets, projector and screen rentals, and training videos to get you setup and running quickly for a reliable production.






PACKAGES



SCENIC PROJECTIONS

Full digital scenery packages for Music Theatre International's popular shows. Featuring every scene, setting and magic moment for an absorbing theatrical experience.

- Animated Videos
- Every Scene and Setting
- Fully Programmed Cues
- Integrated Cue Sheet
- Mac, PC and iPad software
- Dedicated Customer Service
- 4-week license



SCENIC PROJECTIONS PRO

For theaters with advanced projection capabilities, PRO packages include adaptable and mappable scenic elements, overlays, textures, weather animations and additional resources

- Animated Videos
- Media Server Mapping
- Import into QLab
- Layered Artwork PNGs
- Scene and file guide
- Overlays and textures
- 4-week license





GETTING STARTED

It's as easy as 1..2..3.

*Follow these steps for a seamless production process. For Music Theatre International musicals, **you can either order your resources from us, or through your licensing representative.***

1. License the show package

Firstly, thank you for considering this resource! Secondly, you won't regret it – we know that once you've made the switch to Scenic Projections, you won't look back. We provide our Scenic Projections in two versions "Standard" and "Pro" depending on your needs.

2. Customize and rehearse

Scenic Projections are uniquely aligned to your script: each image or video segment is tied to a specific cue line. This makes integration of digital scenery into your production incredibly simple. Customize with cue options to select the perfect scenery for your show.

3. Amaze your audience

Broadway Media provides a variety of resources and world class theatre experts transform your stage, increase production value and contribute to an unforgettable theatrical experience .

Essential digital projectors for integrating projections into live productions.

We've thrown out the rulebook and made hardware for digital scenery simple and affordable. Enjoy stunning, shadow-free production values with super-bright projectors that are made for the stage.

1. Determine optimal image size

Adjust projector placement depending on your unique stage requirements. The closer to the surface, the smaller the image.

2. Select necessary image brightness

Adjust stage lighting away from the projection surface to understand and select the appropriate projector brightness.

3. Add-on accessories

Resources available to adapt to all stage setups. Purchase individual hardware tools or select bundled accessory kits.

Explore our line-up today
broadway.media/projectors



Make your stage come alive.

Official full-show digital scenery packages from
the world's leader in theatrical projection.

broadway.media/mtiaus

**BROADWAY
MEDIA**

broadwaymedia.com
aus@broadwaymedia.com